



T

THERMAE
Ancient Glamour



NovaBell

T

NovaBell's Thermae collection celebrates the ancient charm of travertine, the unique, exquisite stone that still animates surfaces today with its warm embrace.

Thermae di NovaBell celebra l'ancestrale fascino del travertino, la pietra unica e preziosa che ancora oggi, anima le superfici con il proprio caldo abbraccio.

Thermae de NovaBell célèbre la séduction ancestrale du travertin, pierre unique et précieuse qui, aujourd'hui encore, fait vibrer les surfaces de sa douce chaleur.

Thermae von NovaBell zelebriert den urtümlichen Charme von Travertin, einem einzigartigen, hochwertigen Naturstein, der auch heute noch eine warme Ausstrahlung auf Oberflächen zaubert.





GREY

NEW
technology

3D DIGITAL APPLICATION TECHNOLOGY.

3D Digital Application Technology is NovaBell's innovative technological process that makes it possible to evoke every detail of natural stone and to fully transfer it to tactile low-reliefs.

The fusion and perfect correspondence between chromatic dynamism and tactile structure results in extraordinary aesthetic realism combined with a seductive surface that is soft to the touch.

3D digital application technology è l'innovativo processo tecnologico NovaBell, che permette di rievocare ogni minimo dettaglio della pietra naturale e di trasferirlo in profondità, all'interno dei bassorilievi materici.

La fusione e la perfetta corrispondenza tra dinamismo cromatico e struttura materica, danno vita ad uno straordinario realismo estetico unito ad una superficie seducente e morbida al tatto.

3D Digital Application Technology est l'extraordinaire technologie NovaBell qui permet de reproduire le moindre petit détail de la pierre naturelle pour l'inculquer ensuite au plus profond des bas-reliefs à effets de matières. La fusion et la parfaite correspondance entre dynamisme des couleurs et structure de la matière engendrent un extraordinaire réalisme esthétique ainsi qu'une surface fascinante et douce au toucher.

3D Digital Application Technology heißt die innovative Technik von NovaBell, mit der selbst kleinste Details des Natursteins nachempfunden und tief in das Flachreliefs der materialbetonten Oberfläche übertragen werden können. Die harmonische Verschmelzung zwischen dynamischer Farbgebung und materialbetonter Struktur sorgen für eine realistische Anmutung und eine faszinierende Oberfläche mit weicher Haptik.

TECHNOLOGIES,
DIMENSIONS AND
SURFACE FINISHES
TO CREATE
CONTEMPORARY
SPACES.



9,5
MM

IN

OUT

100x100
39^{13/16}x39^{13/16}

Naturale
Spazzolato

60x120
23^{15/8}x47^{11/4}

Naturale
Spazzolato

+ Struttura
Mesh

60x90
23^{15/8}x35^{17/16}

Naturale

+ Antislip

60x60
23^{15/8}x23^{15/8}

Naturale
Spazzolato

10x30
3^{11/16}x11^{13/16} Naturale

30x60
11^{13/16}x23^{15/8}
Naturale

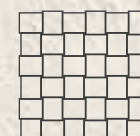
+ Struttura
Mesh



Mosaico
30x30
11^{13/16}x11^{13/16}
Naturale



Trama
30x30
11^{13/16}x11^{13/16}
Naturale




Textile
30x30
11^{13/16}x11^{13/16}
Naturale



Lisca
28x28
11"x11"
Naturale



Esagona
30x31,5
11^{13/16}x12^{3/8}
Naturale



Muretto
30x60
11^{13/16}x23^{15/8}
Naturale / Spazzolato



100x100x2
39^{13/16}x39^{13/16}x3/4"

20 MM

60x120x2
23^{15/8}x47^{11/4}x3/4"

20 MM

60x90x2
23^{15/8}x35^{17/16}x3/4"

20 MM

60x60
23^{15/8}x23^{15/8}

60x90
23^{15/8}x35^{17/16}

30x60
11^{13/16}x23^{15/8}

Multiformato - Modulo 3 Formati

NovaBell
OutWalk 20

20
MM

Milk

Grey

Storm

Honey

Caramel

5 COLOURS FOR A NATURALLY BEAUTIFUL INTERIOR.

The five colour choices accentuate the very natural tactile effect and make the space warm and sophisticated.

Le cinque scelte cromatiche esaltano l'estrema naturalità materica e trasferiscono allo spazio, calore e raffinatezza.

Les cinq nuances magnifient l'incroyable effet naturel de la matière et apportent chaleur et élégance.

Die fünf Farben betonen das äußerst natürliche Materialbild und verleihen Räume Wärme und erlesene Eleganz.

STORM



WALL: Storm Rettificato 60x90 - 23^{5/8}x35^{7/16}
FLOOR IN/OUT: Storm 20 MM Rettificato 60x120x2 - 23^{5/8}x47^{1/4}x3/4" / Toro Gradino Storm 30x90 - 11^{13/16}x35^{7/16} /
Gradino Elle Storm 30x90x6,5 - 11^{13/16}x35^{7/16}x2^{9/16} / Griglia Storm 20x45 - 7^{7/8}x17^{11/16} / Griglia Angolo SX/DX Storm 20x45 - 7^{7/8}x17^{11/16}



Facile da pulire
Easy to clean
Facile à nettoyer
Pflegeleicht



Non si usura
Does not wear
Inusable
Abriebfest



Resiste agli acidi
Acid-resistant
Résistant aux acides
Säurebeständig



Antiscivolo
Anti-slip
Antidérapant
Rutschhemmend



Non si macchia
Does not stain
Antitache
Fleckbeständig



AUTHENTIC VARIABILITY & AESTHETIC EXCELLENCE.



NovaBell 3D digital technology makes walls and floors strikingly varied.
The research centre has designed every single slab, perfecting veins, inclusions, low-reliefs and colours to achieve a very realistic, unique effect.

La tecnologia digitale 3D NovaBell trasferisce su pareti e pavimenti una sorprendente variabilità.
Il centro ricerche ha progettato ogni singola lastra perfezionando venature, inclusioni, bassorilievi e cromie, per ottenere grande realismo e unicità.

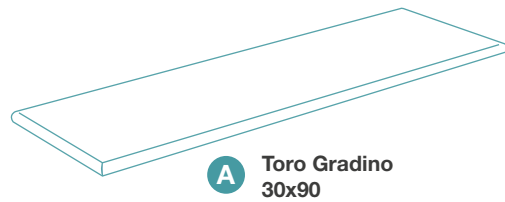


La technologie numérique 3D NovaBell donne aux sols et murs une variabilité surprenante. Le centre de recherches a créé chaque dalle en perfectionnant ses veines, ses inclusions, ses bas-reliefs et ses colorations de sorte à aboutir à un grand réalisme et à un résultat absolument unique.


Die 3D-Digitaltechnik von NovaBell prägt Wände und Böden durch unglaublich vielfältige Optik. Beim Design der einzelnen Platten wurde durch die Perfektionierung der Äderungen, Einsprengsel, Flachreliefs und Farben eine realistische Optik von ganz besonderer Art erzielt.



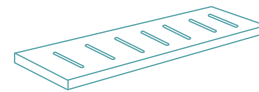
R10 B



A Toro Gradino
30x90



B Gradino Elle
30x90x6,5



C Griglia
20x45

DAILY SAFETY AND BEAUTY.

The constant investment in technology and research offers all industry professionals an **R10 B-certified surface**, perfect for all public and retail spaces requiring a **high product quality level that boasts unparalleled performance and a wealth of accessories for impeccable finishes.**

I costanti investimenti rivolti a tecnologia e ricerca, consegnano a tutti i professionisti del settore, **una superficie certificata R10 B**, perfetta per tutti gli spazi pubblici e retail che esigono **un alto livello qualitativo del prodotto con performance impareggiabili e ricchezza di accessori per finiture impeccabili.**



NovaBell
OutWalk 20



Les investissements continus en recherche et technologie mettent à la disposition de tous les professionnels du secteur une **surface certifiée R10B**, parfaite pour tous les lieux publics et pour le commerce de détail où sont exigées une très grande qualité, des performances extrêmes et une grande variété d'accessoires pour des finitions impeccables.

Durch kontinuierliche Investitionen in Technik und Forschung können Planer und Architekten auf eine **zertifizierte Oberfläche R10/B** zurückgreifen, die perfekt für alle öffentlichen Bereiche und Verkaufsfächen ist, wo hohe Qualität, überlegene Leistungsmerkmale und umfangreiches Zubehör für saubere Detaillösungen verlangt werden.

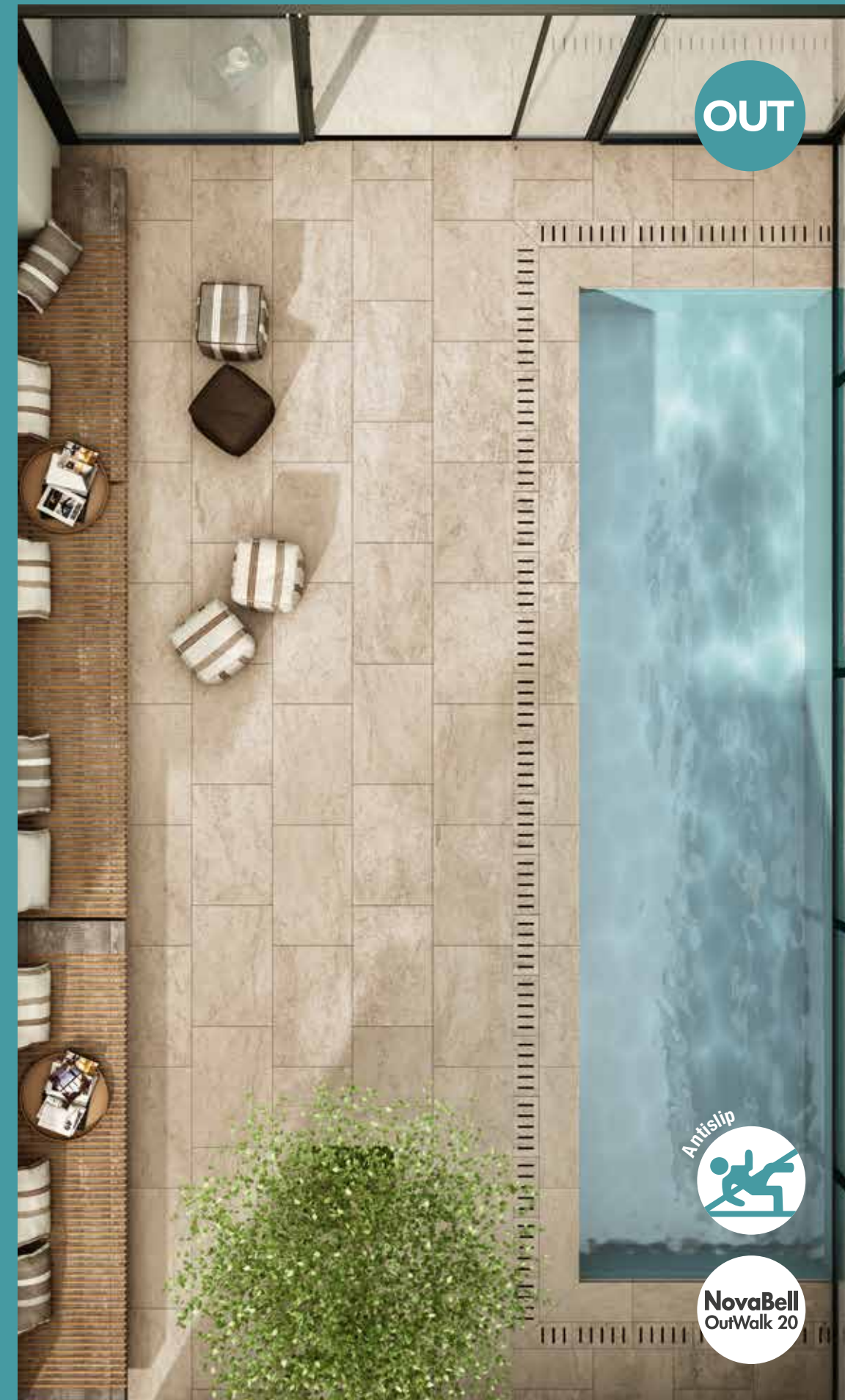
MILK
CARAMEL



WALL: Struttura Mesh Milk Rettificato 60x120 - 23^{5/8}x47^{1/4} / Textile Milk 30x30 - 11^{13/16}x11^{13/16} /
Esagona Milk 30x31,5 - 11^{13/16}x12^{3/8} / Storm Rettificato 60x90 - 23^{5/8}x35^{7/16}
COUNTER: Storm Rettificato 60x120 - 23^{5/8}x47^{1/4}
FLOOR IN: Milk Rettificato 60x120 - 23^{5/8}x47^{1/4}
FLOOR OUT: Caramel 20 MM Rettificato 60x90x2 - 23^{5/8}x35^{7/16}x3/4" / Gradino Elle Caramel 30x90x6,5 - 11^{13/16}x35^{7/16}x2^{9/16} /
Griglia Caramel 20x45 - 7^{7/8}x17^{11/16} / Griglia Angolo SX/DX Caramel 20x45 - 7^{7/8}x17^{11/16}



IN 95 mm OUT 20 mm



NATURE INSIDE & OUTSIDE.

When it comes to Thermae surfaces, there are no boundaries between inside and outside. NovaBell designs porcelain stoneware for IN&OUT that is aesthetically coordinated and functional to use; **beautiful and practical for the interior, high-performance and accessorised for the exterior.**

Le superfici Thermae non conoscono confini tra dentro e fuori. NovaBell progetta un gres porcellanato per IN&OUT esteticamente coordinato e funzionale all'uso; **bello e pratico per l'interno, performante e accessorizzato per l'esterno.**

Les surfaces Thermae ne connaissent pas de limite entre intérieur et extérieur. NovaBell propose un grès cérame pour INTÉRIEUR et EXTÉRIEUR, esthétiquement coordonné et fonctionnel ; **beau et pratique à l'intérieur, performant et accessorisé pour l'extérieur.**

Die Oberflächen von Thermae eignen sich für optisch nahtlose Übergänge zwischen Innen- und Außenbereich. NovaBell entwickelte ein funktionales Feinsteinzeug, das eine gestalterische Brücke zwischen Innen- und Außenbereich; **schön und praktisch innen, funktional und mit einer Vielfalt an Zubehör für außen.**



Milk



Grey



Honey

BEAUTIFUL AND CONVENIENT THREE-DIMENSIONALITY.

The Struttura Mesh modules are three-dimensional decorative surfaces designed for wall and floor use. Available in two sizes, 60x120 cm and 30x60 cm, they are intended to embellish ceramic material without sacrificing everyday practicality.

I moduli Struttura Mesh sono superfici decorative tridimensionali progettate per l'uso a parete e pavimento. Disponibili in due formati, 60x120 e 30x60 cm, nascono per impreziosire la materia ceramica senza rinunciare alla praticità quotidiana.



Les modules Struttura Mesh sont des surfaces décoratives tridimensionnelles qui se posent sur le mur comme sur le sol. Disponibles en deux formats, 60x120 cm et 30x60 cm, ils veulent embellir la matière céramique sans renoncer à l'utilité pratique quotidienne.

Die Module Struttura Mesh sind dekorative Beläge mit dreidimensionaler Optik für den Einsatz an Wand und Boden. Erhältlich in den zwei Formaten 60x120 cm und 30x60 cm, erhöhen sie die Wertigkeit des keramischen Materials, ohne dass die Funktionalität zu kurz kommt.



CARAMEL HONEY



WALL: Honey Rettificato 60x120 - 23^{5/8}x47^{11/4} / Caramel Rettificato 60x120 - 23^{5/8}x47^{11/4} / Lisca Honey 30x31,5 - 11^{13/16}x12^{3/8}
FLOOR: Honey Rettificato 60x120 - 23^{5/8}x47^{11/4} / Caramel Rettificato 60x120 - 23^{5/8}x47^{11/4} / Honey Spazzolato Rettificato 60x120 - 23^{5/8}x47^{11/4}

CARAMEL
HONEY





*BRUSHED, THE INTIMATE AND PRECIOUS FINISH.

Spazzolato is a bright, beautiful surface that enhances natural imperfections. Every chromatic and tactile detail is designed to achieve a realistic rendering of the irregularities associated with elegance.

Spazzolato è la superficie luminosa e bellissima che esalta le naturali imperfezioni. Ogni minimo dettaglio, cromatico e materico, è studiato per ottenere il realismo delle irregolarità associato all'eleganza.



HONEY



Lumineuse et splendide, la finition Spazzolato met en valeur les imperfections naturelles. Le moindre détail, au niveau aussi bien de la couleur que de la matière, est peaufiné pour concilier élégance et réalisme des irrégularités.

Die Oberfläche Spazzolato besticht durch ihre helle, ästhetische Optik, die die natürlichen Unregelmäßigkeiten sprechend zur Geltung kommen lässt. Jedes kleinste farbliche und optische Detail wurde ausgefeilt, um die realistische Wirkung der Unregelmäßigkeiten mit natürlicher Eleganz zu verbinden.



Il gres porcellanato Novabell esprime tutta la bellezza e l'eleganza della natura.

Le grès cérame Novabell exprime toute la beauté et l'élégance de la nature.

Novabell porcelain stoneware expresses all the beauty and elegance of nature.

Das Feinsteinzeug von Novabell bringt die Schönheit und die Eleganz der Natur zum Ausdruck.


GREY
STORM

T
Hotel & Restaurant

WALL/ COUNTER: Grey Spazzolato Rettificato 100x100 - 39^{3/8}x39^{3/8} / Muretto Storm Spazzolato 30x60 - 11^{13/16}x23^{7/8}
FLOOR: Grey Spazzolato Rettificato 100x100 - 39^{3/8}x39^{3/8}



GREY



STORM



NovaBell porcelain stoneware is both convenient and beautiful: thanks to its compact structure, it does not trap dirt and is easy to clean.

Il gres porcellanato NovaBell è comodo oltre che bello, grazie alla sua struttura compatta non trattiene lo sporco ed è facile da pulire.

Le grès cérame NovaBell est non seulement beau mais aussi pratique, en raison d'une structure compacte qui ne retient pas la saleté et qui est facile à nettoyer.

Das Feinsteinzeug von NovaBell ist nicht nur schön, sondern auch zweckmäßig, da es durch sein kompaktes Gefüge schmutzunempfindlich und reinigungsfreundlich ist.




Outwalk 20 extra-thick porcelain stoneware combines performance and beauty. The outdoor surface system features a wealth of accessories and functional elements that complete every architectural volume. It is exceptionally resistant, compact and immune to temperature changes.

Il gres porcellanato spessorato Outwalk 20 unisce performance e bellezza. Il sistema di superfici per esterno è ricco di accessori ed elementi funzionali che completano tutti i volumi architettonici ed è eccezionalmente resistente, compatto e insensibile agli sbalzi termici.

Le grès cérame à épaisseur renforcée Outwalk 20 conjugue performance et beauté. Le système de surfaces pour extérieur fait le plein d'accessoires et d'éléments fonctionnels pour compléter tous les volumes architecturaux. Il présente une résistance exceptionnelle, compacité et insensibilité aux chocs thermiques.

Das überstarke Feinsteinzeug Outwalk 20 verbindet Funktionalität mit ansprechender Ästhetik. Das Oberflächensystem für den Außenbereich umfasst eine Vielfalt an Zubehörteilen und funktionalen Lösungen für wertige Gestaltungen. Es ist ausgesprochen robust, kompakt und temperaturwechselbeständig.

STORM



WALL OUT: Storm 20 MM Rettificato 100x100 - 39^{3/8}x39^{3/8} /
FLOOR OUT: Storm 20 MM Rettificato 100x100x2 - 39^{3/8}x39^{3/8}x3/4"



Esagona 30x30

MOSAIC

Mosaic modules enliven surfaces with small dots that enhance their delicate variety of colours.

I moduli mosaico animano le superfici con piccole tessere che esaltano la delicata variabilità cromatica.

Les modules de mosaïques animent les surfaces de petites tesselles qui soulignent la délicate variabilité des couleurs.


Die Mosaikmodule beleben die Oberflächen mit kleinen Steinchen, die das dezente Farbenspiel apart zur Geltung bringen.




Lisca 28x28




Muretto Spazzolato 30x60



Mosaico 30x30
11^{13/16} x 11^{13/16}



Trama 30x30
11^{13/16} x 11^{13/16}




Textile 30x30
11^{13/16} x 11^{13/16}



Lisca 28x28
11" x 11"



Esagona 30x31,5
11^{13/16} x 12^{5/8}



Muretto 30x60 - 11^{13/16} x 23^{5/8}
Naturale / Spazzolato



CERAMICS: A CHOICE YOU CAN RELY ON.

- VOC FREE
- Formaldehyde-free**
Non contiene elementi organici volatili
Enthält keine flüchtigen organischen Elemente
Ne contient pas de composés organiques volatils
 - Asbestos-free**
 - Chlorine-Free**
 - Environment-friendly**
Ecologico
Umweltfreundlich
Écologique
 - Non-allergic**
Antiallergica
Anti-allergique
 - Flame retardant**
Ignifugo
Feuerhemmend
Ignifuge
 - Lovelier, tougher**
Più bello, più forte
Schöner, robuster
Plus beau, plus résistant
 - Does not age**
Non invecchia
Alterungsbeständig
Ne vieillit pas
 - Easy to clean**
Facile da pulire
Pflegeleicht
Facile à nettoyer

ITEMS

ANSI A 137.1 V3	TECHNICAL	DIN 51130	DIN 51097	BCR	ANSI DCOF	Deep Abrasion Resistance	MOHS	BS 7976	Recommended Use	Resistance to Staining
N	NATURAL	R10	A+B	DRY > 0.40 WET > 0.40	WET ≥ 0.42	< 175 mm ³	≥ 5	> 36	4	5
S	SPAZZOLATO	-	-	DRY > 0.40 WET > 0.40	-	< 175 mm ³	-	-	3	3



100x100 - 39³/₈x39³/₈
TRM 108R Milk Rettificato

02
1100



60x120 - 23⁵/₈x47¹/₄
TRM 82RT Milk Rettificato

02
1085



60x120 - 23⁵/₈x47¹/₄
TRM 85RT Struttura Mesh Milk Rettificato

02
1095



30x60 - 11¹³/₁₆x23⁵/₈
TRM 83RT Struttura Mesh Milk Rettificato

07
1045

Milk SPAZZOLATO



60x90 - 23⁵/₈x35⁷/₁₆
TRM 89RT Milk Rettificato

02
1080



10x30 - 3¹⁵/₁₆x11¹³/₁₆
TRM 81RT Milk Rettificato

28
1075



60x60 - 23⁵/₈x23⁵/₈
TRM 80RT Milk Rettificato

03
1065



30x60 - 11¹³/₁₆x23⁵/₈
TRM 86RT Milk Rettificato

07
1035



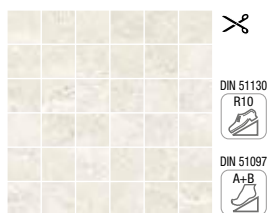
60x120 - 23⁵/₈x47¹/₄
TRM 82SR Milk Spazzolato Rettificato

02
1115




60x60 - 23⁵/₈x23⁵/₈
TRM 80SR Milk Spazzolato Rettificato

03
1105



30x30 - 11¹³/₁₆x11¹³/₁₆
TRM 885N Mos. 5x5 Milk

DIN 51130
R10
DIN 51097
A+B




30x30 - 11¹³/₁₆x11¹³/₁₆
TRM 888N Trama Milk/Storm

10
3145




30x30 - 11¹³/₁₆x11¹³/₁₆
TRM 884N Textile Milk

10
3120




28x28 - 11"x11"
TRM 887N Lisca Milk

10
3135



30x31,5 - 11¹³/₁₆x12³/₈
TRM 886N Esagona Milk

10
3160



30x60 - 11¹³/₁₆x23⁵/₈
TRM 889N Muretto Milk

04
3130


			
Battiscopa 7x60	Gradino Elle Rettificato 33x120x4	Angolo DX Rettificato 33x120x4	Angolo SX Rettificato 33x120x4
15 230	01 670	01 676	01 676
TRM B80K	TRM G81K	TRM G82K	TRM G85K

* **6** SETTIMANE DI CONSEGNA /
DELIVERY WEEKS /
WOCHEN LIEFERZEIT /
SEMAINES DE LIVRAISON



100x100 - 39³/₈x39³/₈
TRM 108S Milk Spazzolato Rettificato

02
1125



30x60 - 11¹³/₁₆x23⁵/₈
TRM 889S Muretto Milk Spazzolato

04
3140

THERMAE Grey



cm. 100x100
inch. 39³/₈x39³/₈

cm. 60x120
inch. 23⁵/₈x47¹/₄

cm. 60x90
inch. 23⁵/₈x35⁷/₁₆

cm. 60x60
inch. 23⁵/₈x23⁵/₈

cm. 30x60
inch. 11¹³/₁₆x23⁵/₈

cm. 10x30
inch. 3¹⁵/₁₆x11¹³/₁₆

ANSI A 137.1 V3	TECHNICAL	DIN 51130	DIN 51097	BCR	ANSI DCOF	Deep Abrasion Resistance	MOHS	BS 7976	Recommended Use	Resistance to Staining
N	NATURAL	R10	A+B	DRY > 0.40 WET > 0.40	WET ≥ 0.42	< 175 mm ³	≥ 5	> 36	4	5
S	SPAZZOLATO	-	-	DRY > 0.40 WET > 0.40	-	< 175 mm ³	-	-	3	3



100x100 - 39³/₈x39³/₈
TRM 101R Grey Rettificato

02
1100



60x120 - 23⁵/₈x47¹/₄
TRM 12RT Grey Rettificato

02
1085



60x120 - 23⁵/₈x47¹/₄
TRM 15RT Struttura Mesh Grey Rettificato

02
1095



30x60 - 11¹³/₁₆x23⁵/₈
TRM 13RT Struttura Mesh Grey Rettificato

07
1045



10x30 - 3¹⁵/₁₆x11¹³/₁₆
TRM 11RT Grey Rettificato

28
1075



60x90 - 23⁵/₈x35⁷/₁₆
TRM 19RT Grey Rettificato

02
1080



60x60 - 23⁵/₈x23⁵/₈
TRM 10RT Grey Rettificato

03
1065



30x60 - 11¹³/₁₆x23⁵/₈
TRM 16RT Grey Rettificato

07
1035

Grey SPAZZOLATO



60x120 - 23⁵/₈x47¹/₄
TRM 125R Grey Spazzolato Rettificato

02
1115




60x60 - 23⁵/₈x23⁵/₈
TRM 105R Grey Spazzolato Rettificato

03
1105




30x30 - 11¹³/₁₆x11¹³/₁₆
TRM 115N Mos. 5x5 Grey

DIN 51130
R10
DIN 51097
A+B



30x30 - 11¹³/₁₆x11¹³/₁₆
TRM 118N Trama Grey/Storm

10
3145



30x30 - 11¹³/₁₆x11¹³/₁₆
TRM 114N Textile Grey

10
3120



28x28 - 11"x11"
TRM 117N Lisca Grey

10
3135



30x31,5 - 11¹³/₁₆x12³/₈
TRM 116N Esagona Grey

10
3160



30x60 - 11¹³/₁₆x23⁵/₈
TRM 119N Muretto Grey

04
3130

Battiscopa 7x60	Gradino Elle Rettificato 33x120x4	Angolo DX Rettificato 33x120x4	Angolo SX Rettificato 33x120x4
15 230	01 670	01 676	01 676
TRM B10K	TRM G11K	TRM G12K	TRM G15K

* 6 SETTIMANE DI CONSEGNA /
DELIVERY WEEKS /
WOCHEN LIEFERZEIT /
SEMAINES DE LIVRAISON



100x100 - 39³/₈x39³/₈
TRM 101S Grey Spazzolato Rettificato

02
1125



cm. 100x100
inch. 39³/₈x39³/₈

cm. 60x120
inch. 23⁵/₈x47¹/₄

cm. 60x90
inch. 23⁵/₈x35⁷/₁₆

cm. 60x60
inch. 23⁵/₈x23⁵/₈

cm. 30x60
inch. 11¹³/₁₆x23⁵/₈

cm. 10x30
inch. 3¹⁵/₁₆x11¹³/₁₆



100x100 - 39³/₈x39³/₈
TRM 102R Storm Rettificato




10x30 - 3¹⁵/₁₆x11¹³/₁₆
TRM 21RT Storm Rettificato




60x120 - 23⁵/₈x47¹/₄
TRM 22RT Storm Rettificato




60x90 - 23⁵/₈x35⁷/₁₆
TRM 29RT Storm Rettificato
60x90 - 23⁵/₈x35⁷/₁₆
TRM 29AS Storm Antislip Rettificato




30x30 - 11¹³/₁₆x11¹³/₁₆
TRM 225N Mos. 5x5 Storm




30x30 - 11¹³/₁₆x11¹³/₁₆
TRM 228N Trama Storm/Grey




30x30 - 11¹³/₁₆x11¹³/₁₆
TRM 224N Textile Storm



28x28 - 11"x11"
TRM 227N Lisca Storm



30x31,5 - 11¹³/₁₆x12³/₈
TRM 226N Esagona Storm



30x60 - 11¹³/₁₆x23⁵/₈
TRM 229N Muretto Storm

Battiscopa 7x60	Gradino Elle Rettificato 33x120x4	Angolo DX Rettificato 33x120x4	Angolo SX Rettificato 33x120x4
15 230	01 670	01 676	01 676
TRM B20K	TRM G21K	TRM G22K	TRM G25K

* **6** SETTIMANE DI CONSEGNA /
DELIVERY WEEKS /
WOCHEN LIEFERZEIT /
SEMAINES DE LIVRAISON

ANSI A 137.1 V3	TECHNICAL	DIN 51130	DIN 51097	BCR	ANSI DCOF	Deep Abrasion Resistance	MOHS	BS 7976	Recommended Use	Resistance to Staining
N	NATURAL	R10	A+B	DRY > 0.40 WET > 0.40	WET ≥ 0.42	< 175 mm ³	≥ 5	> 36	4	5
S	SPAZZOLATO	-	-	DRY > 0.40 WET > 0.40	-	< 175 mm ³	-	-	3	3
AS	ANTISLIP	R11	A+B+C	DRY > 0.40 WET > 0.40	WET ≥ 0.42	< 175 mm ³	≥ 7	-	5	5

Storm SPAZZOLATO



60x120 - 23⁵/₈x47¹/₄
TRM 22SR Storm Spazzolato Rettificato




60x60 - 23⁵/₈x23⁵/₈
TRM 20SR Storm Spazzolato Rettificato



100x100 - 39³/₈x39³/₈
TRM 102S Storm Spazzolato Rettificato



30x60 - 11¹³/₁₆x23⁵/₈
TRM 229S Muretto Storm Spazzolato


cm. 100x100 **cm. 60x120** **cm. 60x90** **cm. 60x60** **cm. 30x60** **cm. 10x30**
 inch. 39³/₈x39³/₈ inch. 23⁵/₈x47¹/₄ inch. 23⁵/₈x35⁷/₁₆ inch. 23⁵/₈x23⁵/₈ inch. 11¹³/₁₆x23⁵/₈ inch. 3¹⁵/₁₆x11¹³/₁₆


ANSI A 137.1 V3	TECHNICAL	DIN 51130	DIN 51097	BCR	ANSI DCOF	Deep Abrasion Resistance	MOHS	BS 7976	Recommended Use	Resistance to Staining
N	NATURAL	R10	A+B	DRY > 0.40 WET > 0.40	WET ≥ 0.42	< 175 mm ³	≥ 5	> 36	4	5
S	SPAZZOLATO	-	-	DRY > 0.40 WET > 0.40	-	< 175 mm ³	-	-	3	3
AS	ANTISLIP	R11	A+B+C	DRY > 0.40 WET > 0.40	WET ≥ 0.42	< 175 mm ³	≥ 7	-	5	5




100x100 - 39³/₈x39³/₈
TRM 104R Honey Rettificato




60x90 - 23⁵/₈x35⁷/₁₆
TRM 49RT Honey Rettificato
60x90 - 23⁵/₈x35⁷/₁₆
TRM 49AS Honey Antislip Rettificato



30x30 - 11¹³/₁₆x11¹³/₁₆
TRM 445N Mos. 5x5
Honey




30x30 - 11¹³/₁₆x11¹³/₁₆
TRM 448N Trama
Honey/Caramel



30x60 - 11¹³/₁₆x23⁵/₈
TRM 449N Muretto Honey



60x120 - 23⁵/₈x47¹/₄
TRM 42RT Honey Rettificato




10x30 - 3¹⁵/₁₆x11¹³/₁₆
TRM 41RT Honey Rettificato




60x60 - 23⁵/₈x23⁵/₈
TRM 40RT Honey Rettificato




30x60 - 11¹³/₁₆x23⁵/₈
TRM 46RT Honey Rettificato



30x30 - 11¹³/₁₆x11¹³/₁₆
TRM 444N Textile
Honey



28x28 - 11"x11"
TRM 447N Lisca Honey



30x31,5 - 11¹³/₁₆x12³/₈
TRM 446N Esagona
Honey

			
Battiscopa 7x60	Gradino Elle Rettificato 33x120x4	Angolo DX Rettificato 33x120x4	Angolo SX Rettificato 33x120x4
15 230	01 670	01 676	01 676
TRM B40K	TRM G41K	TRM G42K	TRM G45K

* **6** SETTIMANE DI CONSEGNA /
DELIVERY WEEKS /
WOCHEIN LIEFERZEIT /
SEMAINES DE LIVRAISON



60x120 - 23⁵/₈x47¹/₄
TRM 45RT Struttura Mesh Honey Rettificato



30x60 - 11¹³/₁₆x23⁵/₈
TRM 43RT Struttura Mesh Honey Rettificato

Honey SPAZZOLATO



60x120 - 23⁵/₈x47¹/₄
TRM 425R Honey Spazzolato Rettificato



60x60 - 23⁵/₈x23⁵/₈
TRM 40SR Honey Spazzolato Rettificato



100x100 - 39³/₈x39³/₈
TRM 104S Honey Spazzolato Rettificato



30x60 - 11¹³/₁₆x23⁵/₈
TRM 449S Muretto Honey Spazzolato

THERMAE Caramel



cm. 100x100
inch. 39³/₈x39³/₈

cm. 60x120
inch. 23⁵/₈x47¹/₄

cm. 60x90
inch. 23⁵/₈x35⁷/₁₆

cm. 60x60
inch. 23⁵/₈x23⁵/₈

cm. 30x60
inch. 11¹³/₁₆x23⁵/₈

cm. 10x30
inch. 3¹⁵/₁₆x11¹³/₁₆



100x100 - 39³/₈x39³/₈
TRM 103R Caramel Rettificato

02
1100



10x30 - 3¹⁵/₁₆x11¹³/₁₆
TRM 31RT Storm Rettificato

28
1075



60x120 - 23⁵/₈x47¹/₄
TRM 32RT Caramel Rettificato

02
1085



60x90 - 23⁵/₈x35⁷/₁₆
TRM 39RT Caramel Rettificato

02
1080


60x90 - 23⁵/₈x35⁷/₁₆
TRM 39AS Caramel Antislip Rettificato

02
1085




30x30 - 11¹³/₁₆x11¹³/₁₆
TRM 335N Mos. 5x5
Caramel

DIN 51130
R10
DIN 51097
A+B




30x30 - 11¹³/₁₆x11¹³/₁₆
TRM 338N Trama
Caramel/Honey

10
3145




30x30 - 11¹³/₁₆x11¹³/₁₆
TRM 334N Textile
Caramel

10
3120



28x28 - 11"x11"
TRM 337N Lisca
Caramel

10
3135



30x31,5 - 11¹³/₁₆x12³/₈
TRM 336N Esagona
Caramel

10
3160



30x60 - 11¹³/₁₆x23⁵/₈
TRM 339N Muretto Caramel

04
3130

Battiscopa 7x60	Gradino Elle Rettificato 33x120x4	Angolo DX Rettificato 33x120x4	Angolo SX Rettificato 33x120x4
15 230	01 670	01 676	01 676
TRM B30K	TRM G31K	TRM G32K	TRM G35K

* **6** SETTIMANE DI CONSEGNA /
DELIVERY WEEKS /
WOCHEIN LIEFERZEIT /
SEMAINES DE LIVRAISON

ANSI A 137.1 V3	TECHNICAL	DIN 51130	DIN 51097	BCR	ANSI DCOF	Deep Abrasion Resistance	MOHS	BS 7976	Recommended Use	Resistance to Staining
N	NATURAL	R10	A+B	DRY > 0.40 WET > 0.40	WET ≥ 0.42	< 175 mm ³	≥ 5	> 36	4	5
S	SPAZZOLATO	-	-	DRY > 0.40 WET > 0.40	-	< 175 mm ³	-	-	3	3
AS	ANTISLIP	R11	A+B+C	DRY > 0.40 WET > 0.40	WET ≥ 0.42	< 175 mm ³	≥ 7	-	5	5

Caramel SPAZZOLATO



60x120 - 23⁵/₈x47¹/₄
TRM 32SR Caramel Spazzolato Rettificato

02
1115



60x60 - 23⁵/₈x23⁵/₈
TRM 30SR Caramel Spazzolato Rettificato

03
1105



100x100 - 39³/₈x39³/₈
TRM 103S Caramel Spazzolato Rettificato

02
1125



30x60 - 11¹³/₁₆x23⁵/₈
TRM 339S Muretto Caramel Spazzolato

04
3140

THERMAE 20MM



cm. 100x100
inch. 39³/₈x39³/₈

cm. 60x120
inch. 23⁵/₈x47¹/₄

cm. 60x90
inch. 23⁵/₈x35⁷/₁₆



TECHNICAL		DIN 51130	DIN 51097	BCR	ANSI DCOF	Deep Abrasion Resistance	MOHS	Recommended Use	Resistance to Staining	ANSI A 137.1
OUT WALK	20 MM	R11	A+B+C	DRY > 0.40 WET > 0.40	WET ≥ 0.42	< 130 mm ³	≥ 8	5	5	V3



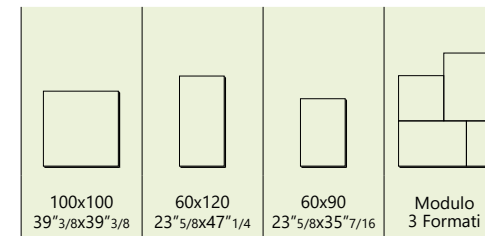
Honey



Storm







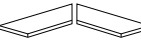



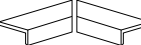



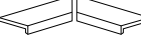



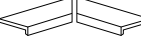



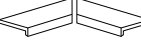





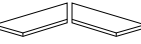



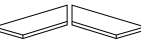



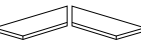







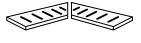





Caramel



COLOR	01 1140	01 1130	01 1125	1q 1135
Honey	TRM 124R	TRM 462R	TRM 469R	TRM M433
Caramel	TRM 123R	TRM 362R	TRM 369R	TRM M333
Storm	TRM 122R	TRM 262R	TRM 269R	TRM M233

***PEZZI SPECIALI 20MM FINITURE STANDARD** / Special coordinated pieces ON DEMAND /
Zusammenstellbare Formteile AUF ANFRAGE / Pièces spéciales coordonnées SUR DEMANDE

CODICE	DESCRIZIONE	FP
TRM M121	 Gradino Monografico 1 33x120	
TRM M122	 Gradino Monografico DX/SX 33x120	
TRM M123	 Gradino Monografico 3 33x120	
TRM A12	 Angolo Monografico SX/DX 33x120	
TRM L1217	 Gradino L17 30x120x17	
TRM LA27	 Angolo L17 SX/DX 30x120x17	
TRM L1265	 Gradino Elle 30x120x6,5	
TRM LA12	 Angolo Elle SX/DX 30x120x6,5	
TRM L1065	 Gradino Elle 30x100x6,5	
TRM LA10	 Angolo Elle SX/DX 30x100x6,5	
TRM L9065	 Gradino Elle 30x90x6,5	
TRM LA90	 Angolo Elle SX/DX 30x90x6,5	

CODICE	DESCRIZIONE	FP
TRM T120	 Toro Gradino 30x120	
TRM TA12	 Toro Angolo SX/DX 30x120	
TRM T102	 Toro Gradino 32x100	
TRM TA10	 Toro Angolo SX/DX 32x100	
TRM T900	 Toro Gradino 30x90	
TRM TA90	 Toro Angolo SX/DX 30x90	
TRM G260	 Griglia 20x60	
TRM G250	 Griglia 20x50	
TRM G245	 Griglia 20x45	
TRM GA260	 Griglia Angolo SX/DX 20x60	
TRM GA250	 Griglia Angolo SX/DX 20x50	
TRM GA245	 Griglia Angolo SX/DX 20x45	

*  **6** SETTIMANE DI CONSEGNA / DELIVERY WEEKS / WOCHE LIEFERZEIT / SEMAINES DE LIVRAISON



PG TRMFT



PG TRM MESH



PG TRM 100x100



PG TRM 60x120



PG TRM 60x60



PG TRM 60x120 MESH



PG TRM SPAZZOLATO

MERCHANDISING



SCATRM6



ESP-TRM

The International reference standards:
ISO - ASTM NATURALE

Characteristics and Test methods	Requirements EN 14411 ⁽¹⁾ - G / ISO 13006 ⁽²⁾ - G	Our general values
Determination of water absorption - (ISO 10545-3)	Average value E _s ≤ 0,5 % / Individual maximum 0,6%	≤ 0,06 % Average value and individual maximum
Classification	Definition § 3.2 and § 3.7	BL ₁ - Porcelain tiles
Physical properties		
Modulus of rupture - (ISO 10545-4)	Average ≥ 35 N/mm ²	≥ 35 N/mm ²
Breaking strength - (ISO 10545-4)	Average ≥ 1300 N for thickness ≥ 7,5 mm Average ≥ 700 N for thickness < 7,5 mm	Complies
Resistance to deep abrasion - (ISO 10545-6)	Max volume abraded ≤ 175 mm ³	< 175 mm ³
Resistance to surface abrasion - (ISO 10545-7)	Abrasion class and cycles passed	Class 0 - 5
Recommended use	Novabell criterion	Class 4 (see Annex N - ISO 13006 / EN 14411)
Coefficient of linear thermal expansion - (ISO 10545-8)	Declared value ⁽¹⁾ / Test method available ⁽²⁾	< 7,1 x 10 ⁻⁶ °C ⁻¹
Thermal shock resistance - (ISO 10545-9)	Pass according to EN ISO 10545-1 ⁽¹⁾ / Test method available ⁽²⁾	Complies
Crazing resistance - (ISO 10545-11)	Pass according to EN ISO 10545-1 ⁽¹⁾ / Required ⁽²⁾	Complies
Frost resistance - (ISO 10545-12)	Pass according to EN ISO 10545-1 ⁽¹⁾ / Required ⁽²⁾	Complies
Moisture expansion - (ISO 10545-10)	Declared value ⁽¹⁾ / Test method available ⁽²⁾	≤ 0,2 mm/m
Small colour differences - (ISO 10545-16)	ΔE _{cmc} < 0,75 ⁽¹⁾	If agreed
Impact resistance - (ISO 10545-5)	Declared value ⁽¹⁾ / Test method available ⁽²⁾	COR > 0,75
Reaction to fire	Class A1 or A1FL ⁽¹⁾	A1 / A1FL (Classified Without Testing (CWT) - 96/603 EC)
Mohs hardness scale - (ex EN 101 / BS 6431-13)	--	≥ 5
Chemical properties		
Chemical resistance - (GL) (ISO 10545-13): • Resistance to low and high concentrations of acids and alkalis • Resistance to household chemicals and swimming pool salts	Declared value ⁽¹⁾ / Manufacturer Minimum cl	Complies
Resistance to staining - (ISO 10545-14)	Minimum cl	Complies
Release of dangerous substances - (ISO 10545-15)	Declared value ⁽¹⁾ / Test m	Complies
Dimensions - (ISO 10545-2)	See ANNÉ	Complies
Surface quality - (ISO 10545-2 § 7)	A minimum of 95% of the tiles defects that would impair the app tiles	Complies
Determination of anti-slip properties - Workrooms and fields of activities with raised slip danger, walking method- Ramp test (DIN 51130) - Germany	BGR / ASR	Complies
Determination of anti-slip properties. Wet-loaded barefoot areas - Walking method - Ramp test (DIN 51097) - Germany	GUV-I 8527	Complies
Dynamic Coefficient Friction wet and dry condition (BCR - ex BCRA) Italy	DM n. 236 / 1989	Complies

The International reference standards:
ANSI - ASTM NATURALE

Characteristics and Test methods	Requirements ANSI A 137.1	Our general values
Determination of water absorption - (ASTM C 373)	Average value E _s ≤ 0,5 %	Average value ≤ 0,06%
Classification	Definition § 3.0	Porcelain tiles
Physical properties		
Breaking strength - (ASTM C 648)	Average ≥ 250 lbf (1.11 kN) Individual ≥ 225 lbf (1.00 kN)	Complies
Visible abrasion - (ASTM C 1027)	As reported	Class 0 - 5
Recommended use	Novabell criterion (see Annex N - ISO 13006 / EN 14411)	Class 4
Thermal shock resistance - (ASTM C 428)	Pass	Complies
Crazing resistance - (ASTM C 424)	Pass	Complies
Resistance to freeze/thaw cycling - (ASTM C 1026)	As reported	Resistant
Bond strength - (ASTM C 482)	≥ 50 psi (0.34 MPa)	> 1 MPa
Color Uniformity - (ASTM C 609 and ANSI A 137.1 Section 9.3) ⁽²⁾	V0 - 3 Judds	See the specific section
Mohs hardness scale - (ex EN 101 / BS 6431-13)	--	≥ 5
Chemical properties		
Chemical resistance - (ASTM C 650)	As reported	Resistant
Stain resistance - (ASTM C 1378)	As reported	Resistant
Dimensions - Calibrated tiles		
Dimensions - (ASTM C 499) - (ASTM C 485) - (ASTM C 502)	See ANSI A 137.1 - Tab.10	Complies
Dimensions - Rectified tiles		
Dimensions - (ASTM C 499) - (ASTM C 485) - (ASTM C 502)	See ANSI A 137.1 - Tab.10	Complies
Slipperiness		
DCOF Resistance (ANSI A 137.1 Section 9.6)	≥ 0.42 ⁽¹⁾	DCOF ≥ 0.42

(1) For level interior spaces expected to be walked upon when wet (2) For V0 tiles only

La tabella in italiano con i dati tecnici è scaricabile su www.novabell.it

Si vous le souhaitez, téléchargez le tableau contenant les données techniques en français en allant sur www.novabell.it

The English language technical specification for each collection can be downloaded from www.novabell.it

Die Tabelle in deutscher Sprache kann auf www.novabell.it heruntergeladen werden.

	SCATOLA / BOX			PALLET		
	pz	m2	kg	box	m2	kg
100x100	2	2,000	41,0	21	42,000	861
60x120	2	1,440	29,8	32	46,080	954
60x90	2	1,080	22,2	45	48,600	999
60x60	3	1,080	22,3	40	43,200	892
30x60	7	1,260	24,9	40	50,400	1016
10x30	28	0,840	16,9	56	47,040	946
100x100	1	1,000	43,2	21	21,000	888
60x120	1	0,720	31,0	32	23,040	992
60x90	1	0,540	23,6	48	25,920	1133



TECNOLOGIA, INNOVAZIONE E RICERCA NOVABELL

IT - I laboratori di ricerca NovaBell hanno creato una nuova generazione di superfici, caratterizzate dalla innovativa tecnologia digitale ad alta definizione.

GB - The NovaBell research laboratories have created a new generation of surfaces, featuring innovative high-definition digital technology.

D - Die NovaBell Forschungslabors haben eine neue Generation von Oberflächen entwickelt, die durch die innovative hoch auflösende Digitaltechnologie gekennzeichnet sind.

F - Les laboratoires de recherche NovaBell ont créé une nouvelle génération de surfaces, qui se caractérisent par une technologie numérique haute définition innovante.



THERMAE
NATURALE



THERMAE
SPAZZOLATO



THERMAE
ANTISLIP



THERMAE
20MM

Utilizzare il QR CODE per scaricare le schede tecniche

Veillez utiliser le QR CODE pour télécharger les fiches techniques

Use the QR CODE to download data sheets

QR CODE benutzen um die technische datenblätter runter zu laden

OUT WALK	Bending Strength EN 13396	Water Absorption	DIN 51130	DIN 51097	BS 7976 Pendulum Tester Average Values	MOHS	Modulus of Rupture	Breaking Strength (for square slabs)	Compressive Strength
TECHNICAL DATA 20 MM	≥ U11 (for square slabs)	≤ 0,03%	R11	A+B+C	wet ≥ 50 dry ≥ 55	≥ 8	≥ 50 N/mm ²	≥ 12.000 N	≥ 200 N/mm ²
Resistance to Staining	Resistance to household chemicals and swimming pool salts	Frost Resistance	Thermal Shock	Color Resistance UV Light		Reaction to Fire	≥ 500 kg/cm ²	≥ 1.200 kg	≥ 2.000 kg/cm ²
5	A	Complies	Resistant	Resistant		A1FL	≥ 7,500 psi	≥ 2,700 lbs	≥ 29,000 psi

LEED® CERTIFICATION COMPLIANT

THERMAE E' UN PRODOTTO CON PARTICOLARI CARATTERISTICHE DI ECOSOSTENIBILITA', CHE CONTRIBUISCE ALL'OTTENIMENTO DEI CREDITI PER LA CERTIFICAZIONE LEED (LEADERSHIP IN ENERGY AND ENVIROMENTAL DESIGN).

THERMAE IS A PRODUCT WITH PARTICULAR ENVIRONMENTAL SUSTAINABILITY CHARACTERISTICS, THAT HELPS IN OBTAINING POINTS FOR LEED (LEADERSHIP IN ENERGY AND ENVIRONMENTAL DESIGN) CERTIFICATION.

THERMAE IST EIN AUSGESPROCHEN UMWELTFREUNDLICHES PRODUKT, DAS ZUM ERREICHEN DER PUNKTE FÜR DIE ZERTIFIZIERUNG NACH LEED (LEADERSHIP IN ENERGY AND ENVIRONMENTAL DESIGN) BEITRÄGT.

LA SERIE THERMAE PRESENTE DE CARACTERISTIQUES SPECIFIQUES DE DEVELOPPEMENT DURABLE; ELLE CONTRIBUS A OBTENIR DE CREDITS POUR LA CERTIFICATION LEED (LEADERSHIP IN ENERGY AND ENVIROMENTAL DESIGN).





NOVABELL SpA CERAMICHE ITALIANE
via Molino, 1 - 42014 Roteglia (RE), Italia
T +39 0536 86 11 11 - F +39 0536 85 12 05
info@novabell.it - export@novabell.it
www.novabell.it

